



The Prospector

Portland Gold Prospectors, Inc.

GPAA Portland, Oregon Chapter



April, 2018

2018 GPAA Gold and Treasure Show



Presidents Blog April 2018

Thank you to everyone who attended our chapter meeting in March – It was a great turn out!

As many of you know, the GPAA Gold and Treasure Show was held on March 24th and 25th at the Clark County Event Center. We owe a special thank you to the chapter members who volunteered during the event and to Jerry Johns for organizing our chapter's participation. Jerry did an outstanding job in getting everyone "on board" and where they needed to be! Our chapter volunteers, along with some other chapters and

organizations, were there to set-up the event, along with representatives from the GPAA and LDMA. Our volunteers manned our chapter's booth, where we had a "Quarter Drop", sold bags of material, and sold tickets for two prizes that were awarded on Sunday. In addition, our volunteers worked security, sold tickets to the event, provided food for our members, and volunteered to pack everything up when the event concluded. We greeted many people at our booth and hope to see some of those people at our next chapter meeting.

Please remember the chapter event scheduled at the Rice Museum on April 21st.

Also, we have a Beach Mining outing scheduled at Cape Disappointment on the morning of May 5th.

We will have sign-up sheets for both events at the April 15th meeting.

We look forward to seeing you at the next chapter meeting, at which time we have some new and interesting issues to discuss. We should also have the numbers for money raised at the Gold and Treasure Show.

Thank you and Happy Prospecting!

Mike Lewis
President
Portland Gold Prospectors, Inc.

**2018 Portland Gold Prospectors
Board of Directors**

President

Mike Lewis 503-413-9283
gmlewis238@msn.com

Vice President

William Bench 503-708-4997
swbench@comcast.net

Secretary

Yolanda Kragerud
YKragerud@yahoo.com

Treasurer

Bev Parker 503-666-4301
bevpark@comcast.net

Claims

Jerry Johns 503-686-9422
jerryjohns@gmail.com

**Board Members at Large
2017-2018:**

Charles Foster 503-630-7669
fostercr@rconnects.com
Robert Burns 503-680-8885
rdburns77@hotmail.com
Vern Freitas 209-535-5683
vernonjfreitas@gmail.com
Jim Schmidt
jschmidt118@q.com

**Board Members at Large
2018-2019:**

Richard Ruth 503-663-9087
richard.ruth5@comcast.net
Elaine Ruth 503-663-9087
richard.ruth5@comcast.net
Ken Burns 503-631-3071
Kenhellenburns@gmail.com

**Honorary Board Member
(Super Volunteers):**

Larry Sharp 971-269-8220
Steve Lewin
goldpan123@yahoo.com

Library

Steve Kragerud

Hospitality

Elaine Ruth 503-663-9087
richard.ruth5@comcast.net

Newsletter and Website

Tim Snyder 503-481-1133
WrshpMzshn@gmail.com



**Congratulations Sarah for winning
the big nugget in the quarter drop!**

Chapter Minutes – March 2018

Meeting called to order by President
Mike Lewis at 1:30 P.M.

The Pledge of Allegiance was
conducted.

Attendance - 54 attendees and 1 guest
were present.

Meeting Minutes - A motion was
made and seconded to accept the
Secretary's Report of the previous
month as written and published in
the April newsletter. The motion was
approved by the members present.

Treasury Report - a motion was made
and seconded to accept the Treasury
Report for March. The motion was
approved by the members present.

Webmaster - A motion was approved
and seconded to accept the offer
from Tim Snyder to be our new IT
person. He will be updating our
website and continue to do a great
job on our monthly newsletter. He is
also going to set up a Facebook page
and possibly other stuff to get our
chapter more exposure so we can
build up our attendance.

Highbanker Raffle - Ken Burns won
a Highbanker at the Gold show and
it is going to be raffled off. We are
selling the raffle tickets for \$10 each
and will only sell 25 tickets. Once the
25 tickets are sold some lucky person
will win it.

Tyroy - Jerry talked about what we
are going to need for this years Tyroy
outing. We are going to need an
Excavator, Porta Potty's, Dump trailer
and seed. This will cost \$3000 so a
motion was made and seconded.

Claims - Richard Ruth talked about
the mixup of missing the deadline for
the proof of Labor for Maintenance
at our Lewis River claims. The cost
is going to go up in the near future
to file for claims so Richard is going
to hurry and refile the correct
paperwork before this happens and
before we lose the claims. A motion
was approved and seconded to

combine claims 1 & 2 as a single claim
and claims 4 & 5 as another claim for
a total of 2 claims.

Rice Museum - Our Rice Museum
outing is scheduled for Saturday April
21st everyone interested in going
will meet in the parking lot there at
11:00 A.M. People will pay their own
admission and we will possibly have
a group tour. Numerous phone calls
have been made to set this up but
we haven't heard back from them
about the group tour which costs an
additional \$150.

Cape Disappointment - The Cape
Disappointment outing is scheduled
for Saturday May 5th. Jerry Johns and
Joe Wood are going to coordinate
the outing. People interested in going
need to sign up and will be contacted
with the details.

Outing Coordinator - We are in
need of Outing Coordinators. We
need people that are familiar with
the different outings that we will be
having this year to take on the role of
planning them.

Volunteers - Mike Lewis thanked
the kitchen crew including Elaine
Ruth, Dorothy Ruth, Betty Bench and
Vicki Weber. He also thanked Steve
Kragerud for being the Librarian.

A Raffle was held with \$1 and \$5
tickets. Betty Bench won the \$5 raffle
for the Gold Nugget.



Mike Lewis adjourned the Meeting at
2:45 P.M.

Submitted by Yolande Kragerud,
Secretary

Come join us at our next meeting.

May 20th at 1:30pm.
Milwaukie Grange Hall
12015 SE 22nd, Milwaukie, OR

The Portland Gold Prospectors meetings are the third Sunday of every month beginning at 1:30pm. All interested parties are invited to attend the monthly meetings. Become a member of the Portland Gold prospectors, Inc a chapter of the Gold Prospectors Association of America.

For info contact Mike Lewis,
gmlewis238@msn.com or visit
www.portlandgoldprospectors.org.

All veterans are invited to New Seasons Market on Sunnyside Road each Thursday morning at 9 for coffee, snacks and maybe some stories!



Bedrock Nugget Hunting: Tools of the Trade

by Jack Geck

Nugget hunting on bedrock has been the subject of several recent articles in this publication. As a guide to those who are thinking of taking up this activity or those who currently practice this trade, I have created a listing of the primary tools and equipment I use when nugget hunting. Many other hunters have fine-tuned the tools they use to find nuggets. As you gain experience you will tailor the number and types of tools you carry on your hunts.

The following is a list of tools and other equipment that I use for nugget hunting; it is not all-inclusive by any means.

TOOLS & OTHER EQUIPMENT TO CARRY

Backpack	Gold Detector	Spare Battery
Coil	Headset	Pin Pointer
Tool Bag & Belt	Gold Pan	Underwater Viewer
Crevice tools	Clear Plastic Tubing	Hammer
Chisel	Snuffer Bottle	Screw Drivers
Spoons	Knife Scraper	Forceps
Super Magnet	Flashlight	Small Brush
Knee Pads	Gloves	Eyeglasses
Smart Phone	(NOTE: This list is not all inclusive.)	



Article originally appeared in
*ICMJ's Prospecting and Mining
Journal*

January 2018, Vol 87, No 05.
(Reprinted with permission.)

These are the items I carry when I hunt for nuggets. I use most of them throughout the day. It may seem like a lot to carry, but when you have a need for a specific item you will either have it or can improvise using one of the other items. Based on the items below, you can select those you feel will make up your own kit. The main thing to remember is that each item adds weight to your backpack, so if you can get multiple uses from a single tool it will save weight and more importantly save your back.

Here is how I use each of the items:

Backpack. Select a backpack that is comfortable, well-padded and sized to carry your tools, food and water. You will be wearing it on long hikes and up and down steep ravines. Everything I use to hunt with will fit in my pack except my detector.



(Left) Detector and backpack, loaded and ready to go. (Right) The author's friend Jim works to free a bedrock target.


Gold Detector. Select the best that you can afford and learn to use it before taking it into the field. Take lessons or a class if available. Most of the reputable detector dealers offer a class and field training on their detectors. Choose a detector that is appropriate for the area and type of gold you are hunting. I use a pulse induction (PI) but many others use Very Low Frequency (VLF) units. I also use a signal amplifier and I carry a spare battery just in case (and I have used it, too). I also use a VLF detector to help find gold that my PI has a hard time finding. Know what kind of gold is in the area you will be detecting and use the appropriate equipment.

Coils. Select a coil that is appropriate for your intended hunt area. The choices are “mono,” “elliptical” or “Double-D,” with varying sizes for specific uses. I use a 6” x 8” mono coil that allows me to cover a small area at a time and get into small openings between rocks and under tight spaces. The larger the coil, the deeper it detects, but a large coil is harder to maneuver in tight spaces. Many coils are not waterproof, so take a little precaution and spread some waterproof sealer around any cable connections, attachment points and coil covers to keep that water out of your coil.

Headset. Use a headset that fits well and works well with your detector. Some have separate audio controls, which is helpful if you need a boost in one ear, and some are moisture resistant for working in inclement weather.

Pin Pointer. A pin pointer is essential in my arsenal. It aids greatly in locating small nuggets and helps me select the proper area to chisel in rock after I have located a potential nugget with my detector. Not all pin pointers are the same. Select a good, high-quality one that is compatible with your detector to avoid cross signals when you use it. I recommend one that is waterproof since a lot of detected nuggets are near water or under water.

Tool Bag and Belt. I recommend that you use a small tool bag that attaches to a good, strong belt. It should be capable of carrying an assortment of tools that are readily available when you are separated from your backpack. I utilize a tool bag that was designed to carry shotgun shells. It is deep enough to hold the tools I use the most and rugged enough to take serious abuse. It also has a strap that goes around my thigh that minimizes flopping around.



(Right) I make sure I have the tools necessary to attack bedrock like this. (Left) Rewards of successful nugget hunting.

Gold Pan. Carry a small gold pan, 10 to 12 inches in diameter. Use it to collect material that you remove from cracks and crevices when you are digging out your signal. Pan this material after you have retrieved your target. You may be pleasantly surprised at the amount of gold it contains. The pan can also be used to clear murky water or transfer water to flush dirt from cracks and crevices.

Small Pick. A small pick is necessary for prying tightly packed gravels or removing overburden. I carry one in my backpack and only require it occasionally, but when I need it I'm very glad I have it.

Underwater Viewer. I have a homemade unit. It is great for viewing in water up to two feet deep, which is about as far as I can reach. It makes targets easy to find in clear water. I also use it to transfer water to flush out cracks and crevices.

Crevice Tools. Crevice tools are indispensable for removing loose or tightly packed material from cracks and crevices. I carry two of these—one large and one small. They can scrape out material and be used to spoon

out material from narrow holes and cracks. I use a short piece of clear plastic to cover the sharp pick-end of the tool. This tubing protects me and my pack from serious damage from the sharp end of the tool.

Clear Plastic Tubing. Utilize this tubing to flush fine sand and dirt out of cracks and crevices either by blowing air through it or connecting it to a water sucker tool and using the water to blast out a crevice.

Hammer. I generally use a rock hammer, but I recently lost it on one of my prospecting trips. Now I use a claw hammer, which I find works just as well as the rock hammer. Go as light as you can with this since it is one of your heaviest tools. I recommend a 20-ounce hammer.

Chisel. I recommend a 10-inch cold chisel, though you can use a smaller one or a different style as long as you are comfortable with it. I use it to open cracks and crevices and to chip around a target so as not to damage the nugget. Keep it sharp and check the cutting edge after each prospecting trip.

Snuffer Bottle. You'll use this to suck up gold particles and small nuggets from cracks, crevices, bedrock, and out of your gold pan. I also use it to store the nuggets that I find with the detector. I haven't had any problems fitting a nugget through the screw-on opening, but I hope I do soon!

Screwdrivers. I utilize three screwdrivers—a fine-bladed, 4-inch model for scraping a narrow crack or cleaning around a nugget; a 10-inch with a slightly bent tip for cleaning material out of a crack or crevice; and a 16-inch for prying and clearing larger rocks and hard, packed material.

Spoons. I carry two spoons, including a small, long-handled iced tea spoon for scraping and removing material from deep, narrow cracks, and a soup spoon for scraping and moving material I plan to pan.

Plastic Scoop. I use a commercial plastic detecting scoop. It can be used to scoop water from a small pool of

water, scrape gravel away from a target, or to hold gravel that I'm trying to separate from my target.

Water Sucker. I use a homemade sucker that I made from clear, plastic, 1.25-inch tubing and a squeeze bulb. It has a 10-inch copper tube that slides in and out of the tube for easy packing and it allows me to reach into deeper crevices. It fits into my underwater viewer for easier packing in my backpack. This sucker can be used to clean water out of small pools, to suck small material out of cracks for panning, to loosen material, or to blast cracks and crevices.

Knife Scraper. This is a homemade crevice tool I use to clean out the narrowest cracks and crevices and to retrieve those really flat nuggets that may be deep in the rocks. I wrote an article last year describing how to make this tool. ("Detecting: Small Creek Yields Good Gold," Nov. 2016 issue.)



Tools of the bedrock nugget hunter.

Forceps. Use forceps to grip and retrieve nuggets and small pieces of gold from crevices and cracks or bedrock. It is easier and safer to use this tool to pick up small gold without dropping it.

Super Magnet. The super magnet I use is also a homemade tool. I've attached a super magnet to a short piece of one-half-inch PVC pipe that I utilize to sweep through the material where I've located a target. Sweeping the magnet through the loose material removes any magnetic material, then I check it with my detector again to see if the target remains. It may save you time while looking for a good target in a trashy spot.

Flashlight. I use my flashlight to search underwater when I use my underwater viewer. The water is frequently cloudy and the light helps to see more clearly. I also use it in the rocks where there are shadows. Sometimes you come across a portal that you might want to take a peek in. Or, if you are late returning to your car, a little extra light can help you find your way.

Small Brush. I carry a little brush to sweep an area after I have retrieved a signal (nugget) to collect the remaining material for panning.

Knee Pads. You will find a lot of signals in bedrock areas and spend a considerable amount of time on your knees searching and retrieving. Having a good set of kneepads will make you more comfortable and your knees will thank you.

Gloves. Your hands are going to suffer when digging in gravel, grabbing at branches and rocks, and moving around hillsides and streambeds. Protect your hands when you can.

Eye Glasses. Even if you don't wear glasses, I recommend wearing safety glasses when chipping rocks. Magnifying glasses work great when trying to recover very small gold. I always carry the highest power reading glasses I can find.

Smart Phone. A smart phone can act as a communications device, a guide if you load topographic maps on it, and a photographic record. You might want to take another look at that crack where you recovered that large nugget, call a friend, mark a location, or find your way home.

I've added a few extras you can either carry with you or leave at your vehicle depending on how far away from your vehicle you are going to wander. These items include ore collection bags, duct tape, bug spray, toilet paper, a dive mask and a first aid kit.

As I mentioned at the beginning, this is a list of items I carry in my kit. The list is not all-inclusive, but it's what I feel are necessities. And don't forget food and water. A major factor to consider is weight. After you decide what to carry to accomplish your goals, you will always be looking for ways on how to reduce that weight. Consolidation or multiple uses for your tools will help. Nugget hunting generally involves long hiking trips into remote and sometimes steep canyons. The less you weight you carry, the more pleasant the experience can be.

The biggest secret to finding gold with your detector is to become familiar with how to use that detector and to get the coil over gold.

If you have any recommendations on tools to use or ways to improve detecting methods, please share them with others. Good luck, and get out there and find those nuggets.

Jack Geck is retired from the US Coast Guard and has used metal detectors for many years. He is currently working in a hard rock mine and has used several types of PI metal detectors while prospecting in the Foresthill area of Northern California. He welcomes questions or comments via email at coasty14@gmail.com



© ICMJ's Prospecting and Mining Journal, CMJ Inc. See Terms of Use for more information.

ICMJ, PO Box 2260, Aptos, CA 95001. (831) 479-1500. www.icmj.com





Bev takes a turn cranking the trommel from Wilson Brothers Prospecting.



Jim Erickson sells another raffle ticket.




Demonstrating the Gold Claw. An innovative pan design.

And the winner of Most Creative Use of Flexible PVC is ... The Gold Webb!





Would you buy snake oil from this fella? :-)



A selfie at the GPAA Membership booth



You can keep what you find!




Jim Erickson shows a young prospector how to agitate and stratify.



**This young man beat the Quarter Drop jug three times.
One of them was the Big Nugget!**



Another Winnah!



The Quarter Drop was good to a lot of folks.



Panning is fun for young and not-so-young.



'Round and 'round and 'round she goes, and when she stops, it's snuffer bottle time!



An effective variation on the ol' rocker box.



**You've got to make your free-throws!
Now where have I heard that before?**



2018 Events Calendar – Subject to change as year progresses.

March 18th:	PGPI monthly meeting 1:30pm
March 23rd-25th:	Gold and Treasure show in Vancouver
April 15th:	PGPI monthly meeting 1:30pm
April 21st:	Group event at the Rice Museum
May 5th:	Beach Mining – Cape Disappointment (Low tide – 10:54am)
May 20th:	PGPI monthly meeting 1:30pm
June 10th:	Day Break Park - East Fork of the Lewis River
June 17th:	PGPI monthly meeting 1:30pm
June 22th-July 8th:	TYROY – Come for a day or the whole two weeks
July 15th:	PGPI monthly meeting 1:30pm
August 5th:	Dredging, high banking, sluicing: on the chapter claims – East Fork Lewis River
August 19th:	PGPI monthly meeting 1:30pm
August 24-26th	Garage Sale – Only if we can get enough big ticket items to make it value added.
Sept 9th:	Direct One in Washington or North Fork Santiam outside Salem
Sept 16th:	PGPI monthly meeting 1:30pm
Oct 13th:	Weather permitting; Beach mining - Low tide 9:20am
October 14th:	PGPI monthly meeting 1:30pm
November 18th:	PGPI monthly meeting 1:30pm
December 16th:	PGPI monthly meeting 1:30pm

Sponsors and Member Businesses

**SUMMIT
TRAILER**

Greg Swanson
greg@summittrailerfmfg.com 503-804-8239

 4530 NE 148TH AVE
PORTLAND, OR 97230

 971-279-2176

 971-279-2006

 summittrailerfmfg.com

**The Gold Lab**
From concentrate to clean gold in one step

DKK, LLC
Office (503) 285-8553
Mobile (971) 400-6867
sales@thegoldlab.com
www.thegoldlab.com

Ruth Enterprises 

Richard & Elaine Ruth

Cash Register, Computer & More
Recycling

9100 S.E. 282nd Ave
Boring, OR 97009
ruthenterprises1@comcast.net Cell 503-348-5271

HANDCRAFTED PROSPECTING
EQUIPMENT



TIM SNYDER • 503-461-1133

MYRTLE, DOUG, AND YEW

WOODWARE FURNITURE INSTRUMENTS TOYS